

For FilmArray® 2.0 Systems

# Installing the FilmArray® BioThreat-E v2.5 Software Pouch Module

## Introduction

---

In order to use the BioThreat-E v2.5 pouches with the FilmArray system, the BioThreat-E v2.5 Software Pouch Module must be installed. **Please note the Software Pouch Module must be installed on a FilmArray laptop running FilmArray Software v2.0.**


Please contact BioFire Customer Support if you have questions about updating to FilmArray Software v2.0.

## Installing the Software Pouch Module

---

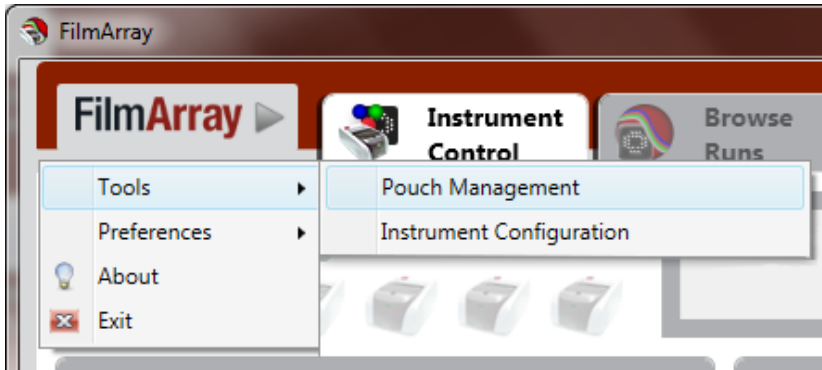
Using the included software disk complete the following steps to install the new pouch module on each FilmArray laptop.

1. Insert the BioThreat-E v2.5 Software Disk into the disk drive.
2. Open the FilmArray Instrument Control software from the desktop icon (if not already open).

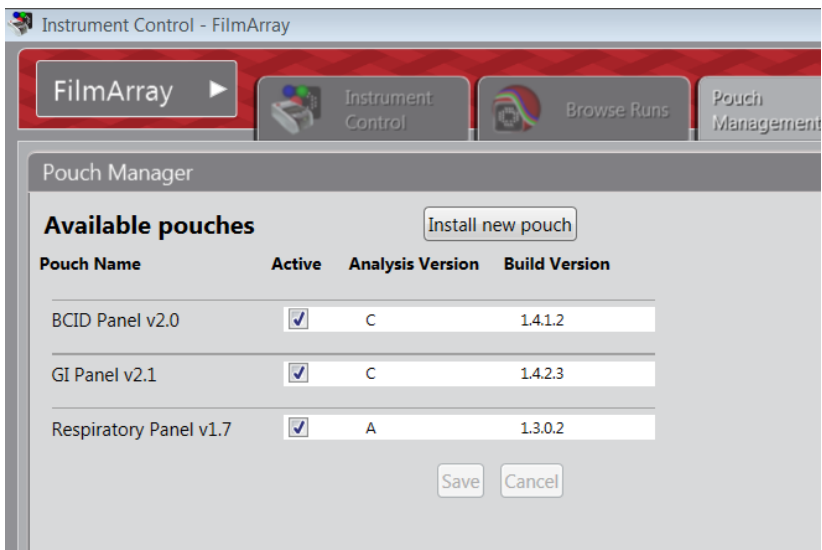


ADVISORY  
::: NOTICE

3. Navigate to the 'FilmArray' menu in the top left of the software. Click 'Tools'. Click 'Pouch Management'.



4. Click 'Install New Pouch'.

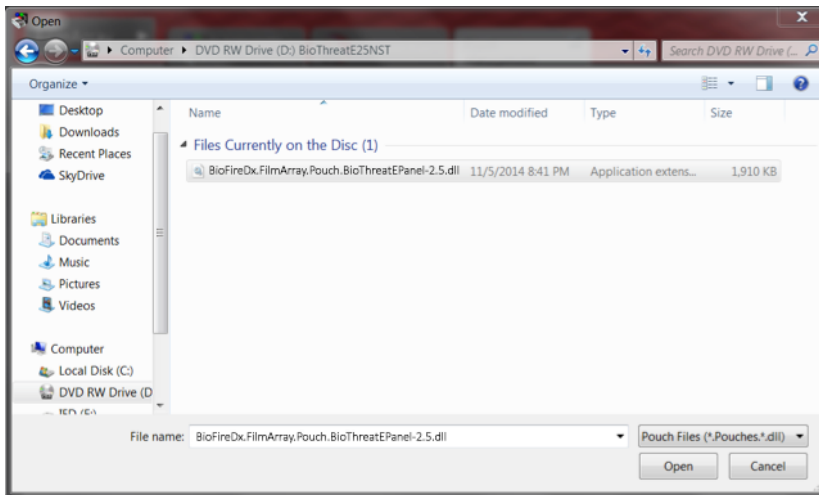


**NOTE:** The list of Available pouches on your system may differ than the picture above.

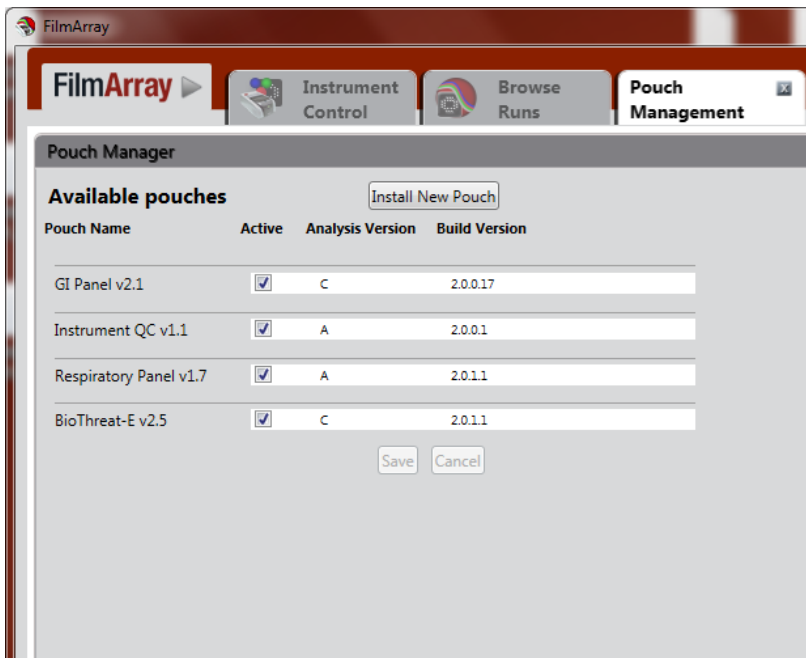
5. Navigate to the CD / DVD drive, usually labeled (D:), in the Open File dialogue.
6. Click the BioThreat-E v2.5 Pouch Module file.

ADVISORY  
NOTICE

7. Click 'Open'.



8. The BioThreat-E v2.5 Pouch Module will display and the 'Active' box will be checked when it has successfully loaded.
9. Verify the BioThreat-E v2.5 Build version reads 2.0.1.1.



**NOTE:** The list of available pouches on your system may differ than the picture above, with the exception of BioThreat-E v2.5.

10. Eject the install disk from the laptop.

ADVISORY  
NOTICE

## Technical Support Contact Information

---

BioFire Defense is dedicated to providing the best customer support available. If you have any questions or concerns about this process, please contact the FilmArray Technical Support team for assistance.

### General Information

Email: [support@biofiredefense.com](mailto:support@biofiredefense.com)

Phone: 1-801-262-3592

Fax: 1-801-447-6907

### Kall Symons

Technical Support Specialist

Phone: +1-801-262-3592 extension: 1406

[kall.symons@biofiredefense.com](mailto:kall.symons@biofiredefense.com)



**ADVISORY  
::: NOTICE**